



RECOMMENDED PARAMETERS

Fabric Types



100% Polyester, Cotton and Poly/Cotton blended fabrics

Mesh



Count: 80-225t/in (31-88t/cm)
Tension: 18-35n/cm3

Squeegee



Durometer: 70 or 60-90-60
Profile: sharp, square
Stroke: x2 stroke, medium speed
Angle: 10-15%

Stencil



Standard Emulsion
Off Contact: 1/16" (2mm)
Emulsion Over Mesh: 25-40 micron

Flash & Cure



Flash: 300°F(149°C) for 4 seconds (on preheated pallets)
Cure: 60 seconds at 270°F(132°C)

Pigment Loading



Libra™ Silicone Pigments Maximum 20%*

Libra™ Additives



Libra™ Catalyst: 3-5%
Libra™ Retardant: 0.5-3%

Storage



Store in sealed containers 12 months from manufacture >40°F (5°C) <77°F(25°C)

Clean Up



Standard plastisol cleaners




Health & Safety












Find SDS information here:
www.avient.com/resources/safety-data-sheets or contact your local CSR

Libra™ Silicone Pigment Concentrates are designed for use with Libra™ Matte Mixing Base and can also be used in Libra™ Clear Bases for all your coloring needs. Libra™ Pigment Concentrate are used for Pantone color matching through the Avient IMS 3.0 color management system. These 16 Pigment Concentrates can be used for all your specific color matching needs.



HIGHLIGHTS

-  Highly concentrated pigments for ultimate opacity.
-  Delivers color with softer hand and excellent drape-ability.
-  Pigment Concentrates meet all your Pantone® matching needs


PRINTING TIPS

-  Mix up to 20% Pigment Concentrates to Libra™ Matte Mixing Base or other Libra™ Clear Bases for your desired color and effect. For specific color matching recipes, use the IMS 3.0 color management system. Once pigments are mixed in base for desired color, add 3-5% catalyst and mix well before printing.
-  Use 86-225t/in (34-88t/cm) mesh screens for best performance.
-  Print with 1/16" or 2mm off contact.
-  Print two strokes to ensure the mesh is clear and you have a good ink deposit.
-  Flash between prints.
-  Clean the stencil area when stopped to prevent screen blockages.
-  Prints should be cured at 270°F /132°C for 60 seconds. Check the cure temp at the ink surface.
-  Test all prints for print durability before starting the production run.
-  * The maximum pigment load of LIB2441 LIBRA BLUE #1 PC is 10%

COMPLIANCE

-  Non-PVC, non-phthalate
-  Visit www.avient.com/products/screen-printing-inks/zodiac-libra for more information

PRECAUTIONS

-  The information above is given in good faith and does not release you from testing inks and fabrics to confirm suitability of substrate and application process to meet your customer standards and specifications



AVIENT
SPECIALTY
INKS

V3.03 (Modified: 13/06/2022)